


CONSENT COMICS




WHAT'S UP, SUPERSTAR?

I'll make this short and to the point. I hope you enjoy this toolkit and become a stronger you, because **NO ONE is better than a stronger you**. And regardless of how you may feel or what this world shows you, you are incredibly unique and **irreplaceably valuable**.

Thank you for being here,
Tiffany A. Braxton

P.S. If your parent/guardian/semi-trusted adult is having you do this, start with asking them why they want you to. **Put them on the spot** in a good way. I am sure they have a great reason. :-)

P.P.S. Is p.p.s. still a thing? It was back in my day. Anyway...speaking of "back in my day," I need to warn you that my day was and is not your day. **I am 100% a parent** and odds are I am not funny, incredibly cheesy, **perhaps doing the most** and definitely not cool. And if that's what you think, it's okay. I just ask that you look past that and enjoy the content. ;-)



Circle the words you would use to describe my intro.

(I have chosen words that are handpicked from my time spent with my teen and preteen.)

...(aka silence) Meh. Don't care.

Not interested. Whatever. It was okay.

Seriously? You just don't get it.

I don't have time to explain it to you.

Wow...

**I'LL ALSO TAKE...YOU'RE AT LEAST
COOLER THAN MY SEMI-TRUSTED ADULT.**
J/K

BACK TO BEING SERIOUS...

DIFFERENT WAYS PEOPLE
SAY "SERIOUS"

Because...I'm filling up a page.
Consider it your extra resource ;-)



HERE'S HOW TO USE YOUR TOOLKIT!

IT'S EASY!

1. READ THE CONSENT COMICS STORY (ALL VERSIONS).

2. START WITH STEPS 1-3 ON THE NEXT PAGE.

3. FOLLOW UP WITH STEPS 4-7 ON THE SPECIFIC COMIC STORY'S

DISCUSSION PAGE (Note: Preteen/teen toolkit has step 6 and parent's toolkit has step 7.).

- For step 6 titled "The Interview", YOU get to ask your parent/guardian/semi-trusted adult the questions. We have not told them what your step 6 involves, so feel free to let them know that "no" you do not have to answer (if you don't want to) ;-).

4. READ THE NEXT STORY...OR...GO HANG OUT AND SCHEDULE YOUR NEXT

SESSION. (While we would never force you to hang out with this semi-trusted adult of yours...we do recommend it. ;-))

YOUR **FOUNDATIONAL QUESTIONS**

AKA the questions you always start with



STEP 1:

WHAT HAPPENED WAS...

Share as yourself or as a character.

Ask Each Other - "Can you describe what happened in the story?"



STEP 2:

IT'S ALL ABOUT ME!

Ask Each Other - "What moment felt familiar or real to you?"

Ask Each Other - "Which character did you connect with most, and why?"




STEP 3:

ALL UP IN MY FEELINGS

"What emotions do you think the characters felt?" Point out a scene and use ONE WORD for each character.

"How do you think the pressured character felt in their body?" USE ONE SENTENCE.

"What feelings came up for you while reading?" FREELY SHARE.



NOW CONTINUE TO THE CORRECT PAGE FOR THE STORY'S STEPS 4-7



WHERE TO FIND THE REST OF YOUR STEPS

ASK FIRST - 5

THE BIG PICTURE - 5

NO DRAMA - 6

COSTUME PARTY - 6

BAD LESSON - 7

PLANS CHANGE - 7

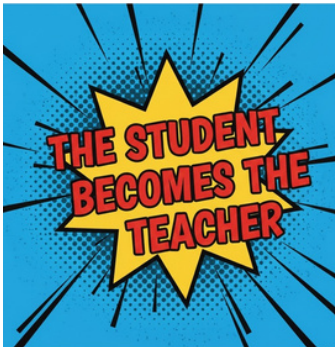
JUST EAT - 8

LIES LIES LIES - 8

FREE THINKER - 9

STEP 4:

LET ME EXPLAIN SOMETHING



Read each one. Pick 2 and try to explain them in your own words:

- Consent should be active, not assumed.
- Your body signals matter.
- Surprises feel different when touch is involved.
- Asking protects both people.



STEP 5:

REFLECTION TIME!

Choose 1 or 2 and share out loud.

- What helps you know when you need someone to ask first?
- What helps you remember to ask someone else first?
- How do you want people to approach you if they're unsure?
- What helps you speak up when something doesn't feel right?

STEP 6:

THE INTERVIEW



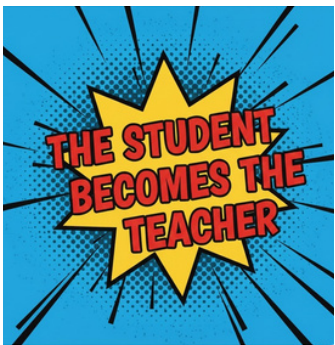
Ask 1 or 2 questions.

- What makes a moment feel safe?
- Have you ever felt silly asking first and didn't want to?
- What helps you feel confident setting boundaries?



STEP 4:

LET ME EXPLAIN SOMETHING



Read each one. Pick 2 and try to explain them in your own words:

- Consent must be free of pressure.
- Privacy is a right.
- You can always say "no".
- Digital boundaries are real.
- Someone being upset about your boundary doesn't make it wrong.



STEP 5:

REFLECTION TIME!

Choose 1 or 2 and share out loud.

- What makes it hard to say no?
- What signs show someone is wearing you down?
- What helps you remember you don't owe anyone anything?
- What does respecting someone else's digital boundary look like?

STEP 6:

THE INTERVIEW

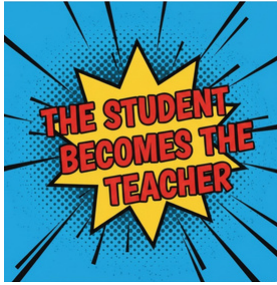


Ask 1 or 2 questions.

- What are some respectful responses to no?
- Have you ever felt really pressured? What happened? How did you feel? (It doesn't have to be about sex.)
- Ask any question on your mind.



STEP 4:
LET ME EXPLAIN SOMETHING



Read each one. Pick two and try to explain them in your own words:

- Your boundaries are valid even if others are comfortable with something.
- A “no” doesn’t need a reason to be respected.
- Teasing someone about a boundary makes it harder for them to speak up.
- You deserve comfort even when others don’t understand it.



STEP 5:
REFLECTION TIME!

Choose 1 or 2 and share out loud.

- How do you feel when your boundary isn’t taken seriously and if you are teased?
- What helps you stick to your comfort when someone jokes about it?
- What helps you set a boundary when others are doing something different?
- What helps you remember to respect someone’s no right away?

STEP 6:
THE INTERVIEW



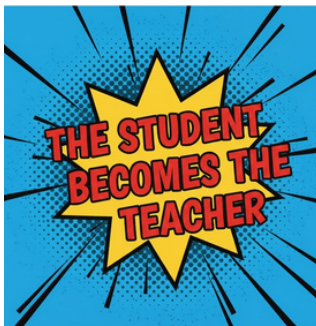
Ask 1 or 2 questions.

- What helps you feel heard?

- Do you remember a time when you were teased for a boundary you had or still have? Tell me about it.



STEP 4:
LET ME EXPLAIN SOMETHING



Read each one. Pick two and try to explain them in your own words:

- Outfits express style, not consent.
- Comfort can’t be guessed.
- Check in – don’t assume.
- No one is “asking for it.”
- Consent needs a clear “yes”.



STEP 5:
REFLECTION TIME!

Choose 1 or 2 and share out loud.

- What helps you pause before touching someone?
- How do you want someone to approach you?
- How do you check in without assuming?
- How do you react when someone misreads your boundaries?

STEP 6:
THE INTERVIEW



Ask 1 or 2 questions.

- Ask any question on your mind.

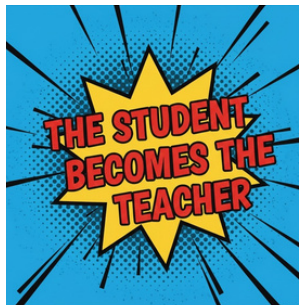
- What are some assumptions you’ve had in the past and/or have now about people that you have to challenge?




STEP 4:

LET ME EXPLAIN SOMETHING

Read each one. Pick two and try to explain them in your own words:



- You don't owe someone your comfort to prove your feelings.
- Real love makes space for boundaries.
- You can care deeply about someone without giving up your needs.
- Guilt is not a guide—communication is.
- A healthy partner wants you to feel safe, not pressured.



STEP 5:

REFLECTION TIME!

Choose 1 or 2 and share out loud.

- What helps you keep your boundaries in relationships?
- What makes you feel pressure to give more than you're comfortable with?
- How do you decide the difference between a healthy compromise and giving up too much?
- How do you react when someone misreads your boundaries as rejection?

STEP 6:

THE INTERVIEW

Ask 1 or 2 questions.



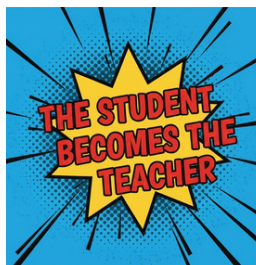
- Describe a time when you or someone you know has been unhealthy relationship. What was happening? How did it feel?
- What is love?



STEP 4:

LET ME EXPLAIN SOMETHING

Read each one. Pick two and try to explain them in your own words:



- Your comfort matters more than any plan.
- You can always change your mind—even at the last second or in the middle of something.
- Respect means stopping right away when someone says they're unsure.
- Consent isn't a commitment; it's a moment-by-moment agreement.



STEP 5:

REFLECTION TIME!

Choose 1 or 2 and share out loud.

- What helps you speak up when your feelings change?
- What signs does your body give when something no longer feels right?
- What helps you pause and check in with someone else instead of assuming they still want the same thing?

STEP 6:

THE INTERVIEW

Ask 1 or 2 questions.



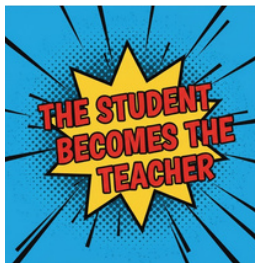
- Have you ever changed your mind and felt guilty or pressured to continue? This can be about anything.
- What does changing your mind feel like for you?



STEP 4:

LET ME EXPLAIN SOMETHING

Read each one. Pick two and try to explain them in your own words:



- You deserve to choose what you do or don't want to see.
- Someone else's comfort or curiosity doesn't replace your boundary.
- Respect means not teasing someone for a boundary.
- Digital safety includes emotional safety.



STEP 5:

REFLECTION TIME!

Choose 1 or 2 and share out loud.

- How would you tell someone that you don't want to see something?
- What can help you remember to ask before showing someone something sensitive?
- How do you react when someone brushes off your boundaries?

STEP 6:

THE INTERVIEW

Ask 1 or 2 questions.




- Ask any question on your mind.
- What signs tell you someone is uncomfortable with what they're seeing? Have you ever been on the receiving end?



STEP 4:

LET ME EXPLAIN SOMETHING

Read each one. Pick two and try to explain them in your own words:



- Consent can't exist without honesty.
- Someone's choice depends on the truth, not on a version of the truth.
- Pretending to feel something you don't—just to get something—is manipulation.
- You deserve to make decisions with all information.
- A healthy relationship allows space for truth, even when it's uncomfortable.



STEP 5:

REFLECTION TIME!

Choose 1 or 2 and share out loud.

- What helps you tell the truth when it's hard?
- What helps you recognize when someone isn't being fully honest with you?
- How do you react when someone's words and actions don't match?
- How do you want someone to treat you when you're making a choice?

STEP 6:

THE INTERVIEW

Ask 1 or 2 questions.

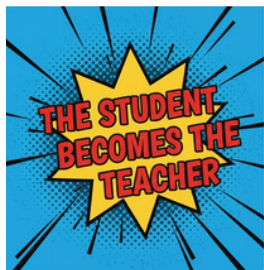


- How important is honesty for you?
- Has there been a time in your life when you lied to get what you wanted or someone lied to get you to do something? How did that feel?



STEP 4:

LET ME EXPLAIN SOMETHING



Read each one. Pick two and try to explain them in your own words:

- You don't owe someone your body or time just because they treat you well.
- Healthy relationships give you freedom, not pressure.
- Your partner's kindness isn't a contract.
- A real connection allows you to listen to your feelings—not override them.



STEP 5:

REFLECTION TIME!


Choose 1 or 2 and share out loud.

- How does it feel when guilt is influencing your decisions? Think about what you do and don't feel.
- What helps you separate your true feelings from internal pressure?
- How do you remind yourself that you still have choice—even in a really good relationship?



STEP 6:

THE INTERVIEW



Ask 1 or 2 questions.

- How true are you to yourself?
- How would you encourage me to be myself and not give in to internal and external pressure? I want a pep talk.

ARE YOU A FREE THINKER?

BOUNDARIES

As you moved through this toolkit, you might have picked up on places where you want to set clearer boundaries in your own life and honor other people's boundaries more. That's a powerful step! You deserve respect, safety and care—and so does everyone else.




SO, WITH THAT SAID, WHAT WAS YOUR BIGGEST TAKEAWAY? HOW CAN YOU BE MORE YOU? BECAUSE YOU'RE AWESOME!

Just FYI: Your parent/guardian/semi-trusted adult is going to ask you what you need from them to better support you in life. Take your time. be open and honest. And if you need more time to answer, just let them know. :-)

WAIT! THAT'S NOT IT!

**DON'T FORGET TO CHECK OUT OUR RESOURCES
IN THE BOOK.**



WOW!

Being you looks
so good on you!
You're
STUNNING!

**AND ENJOY OUR WEBSITE,
WHICH IS ALWAYS GROWING!
CONSENTCOMICS.COM**